

QuickKlean™ FULL BODY PROTECTION KIT WASHING INSTRUCTIONS

Recommended Frequency: Daily or as needed throughout the day

Where: 3-compartment sink

1




Inspect for excessive wear or damage. Discard immediately if damaged and replace.

2




Use warm soapy cloth or hand to clean exterior and interior surfaces, including seams.


3



Thoroughly rinse / flush cleaning solution from exterior and interior surfaces.



4



Sanitize all exterior and interior surfaces with sanitizing solution. Follow contact time recommended by manufacturer.

Note: Rinse any residual sanitizing solution from apparel / equipment if putting back into service.

5



If not putting back into service immediately, hang Protective Apparel on designated Safety Station to air dry overnight.



QuickKlean™ protective apparel is safe to use wet or dry and can be put back into service immediately.



SCAN TO
WATCH VIDEO

For technical information contact
Tucker Safety Products, Inc. at
800.786.7287 or visit us at
www.tuckersafetyproducts.com